



Create Your Own Cootie Catcher

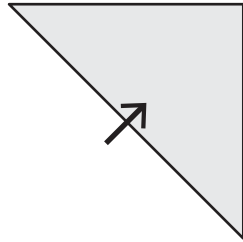
1. Fold your cootie catcher like a pro using the instructions provided.
2. Ask a friend to pick a word from the top.
3. Spell it out, opening and closing the cootie catcher with each letter!
4. Your friend then picks a number from inside, and you open and close the cootie catcher that many times.
5. Time for the big reveal! Have your friend choose a panel, flip it up, and read their fun prompt!



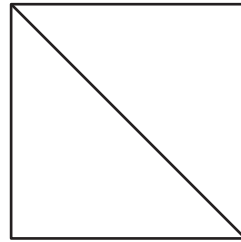
How to Fold a Cootie Catcher



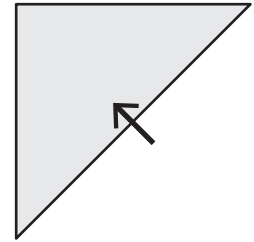
1 Cut




2 Fold



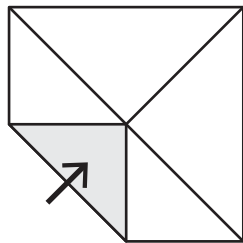
3 Unfold



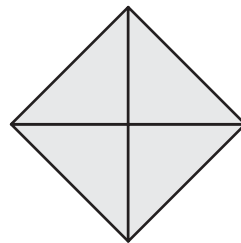
4 Fold



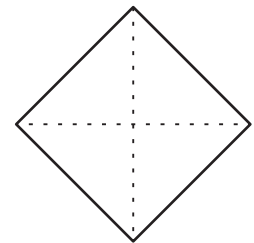
5 Unfold



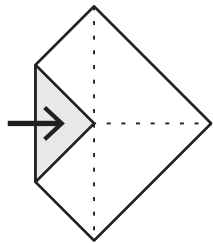
6 Fold corners into center




7



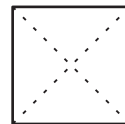
8 Flip over



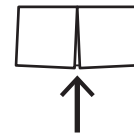
9 Fold corners into center



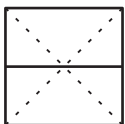
10 Fold corners into center



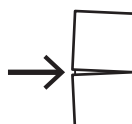
11



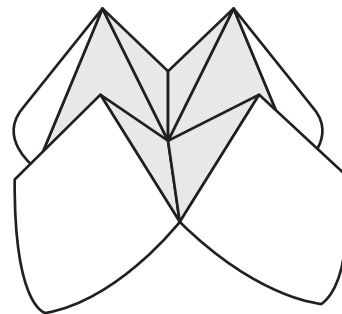
12 Flip over



13 Unfold



14 Fold in half & slip fingers into flaps



Have fun!